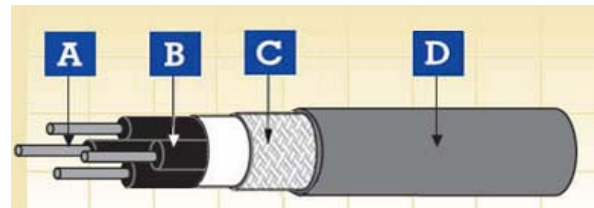




Chinese Standard Rolling Stock Cables

Super-thin Wall Screened Multicore Cables DT-RFPE 750V



A. Conductor B. Insulation C. Screen D. Sheath

Application

- Used as power and control cable for protected installations inside and outside of rail and transport vehicles, where handling and installation cost are an important factor.
- Used in control, auxiliary and main circuit wiring such as cable harnesses, switchboards and control panels, driver desks etc.

Construction

Conductor

Tinned copper wires

Insulation

Electron beam crosslinkable LSZH compound

Screen

Tinned copper wire braid

Sheath

TPU plastic sheath

Electrical & Mechanical Properties

Nominal Voltage	750V
Short Circuit Temperature (5s)	250°C
Operating Temperature	-60°C/+125°C
Minimum Bending Radius	3 x Overall Diameter (OD≤20mm) 5 x Overall Diameter (OD≥20mm)

Fire Performance

Flame Retardant	GB 12666-90 DZ-1
Low Corrosivity (Acidity & Conductivity)	GB/T17650.1-1998; GB/T17650.2-1998
Halogen Free	GB/T17650.1-1998; GB/T17650.2-1998
Low Smoke	GB/T17651.1-1998; GB/T17651.2-1998

DT-RFPE 750V

Number of conductor×Nominal Cross-Sectional Area mm ²	Conductor Construction No/mm	Maximum Overall Diameter mm	Weight kg/km	Maximum Conductor Resistance 20°C Ω/km
2×0.5	19/0.18	4.10	47.50	40.1
3×0.5	19/0.18	4.23	57.50	40.1
4×0.5	19/0.18	4.84	70.00	40.1
5×0.5	19/0.18	5.06	84.10	40.1
6×0.5	19/0.18	5.20	93.00	40.1
7×0.5	19/0.18	5.34	103.00	40.1
8×0.5	19/0.18	6.20	116.50	40.1

Chinese Standard Rolling Stock Cables

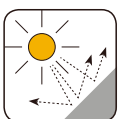
Number of conductor×Nominal Cross-Sectional Area mm ²	Conductor Construction No/mm	Maximum Overall Diameter mm	Weight kg/km	Maximum Conductor Resistance 20°C Ω/km
2×0.75	19/0.23	4.38	54.00	26.7
3×0.75	19/0.23	4.95	70.55	26.7
4×0.75	19/0.23	5.40	83.50	26.7
5×0.75	19/0.23	5.80	100.25	26.7
6×0.75	19/0.23	6.00	115.25	26.7
7×0.75	19/0.23	6.39	130.00	26.7
8×0.75	19/0.23	7.00	144.50	26.7
2×1.0	19/0.26	4.62	60.50	20.0
3×1.0	19/0.26	5.24	80.50	20.0
4×1.0	19/0.26	5.75	96.57	20.0
5×1.0	19/0.26	6.20	115.26	20.0
6×1.0	19/0.26	6.50	134.00	20.0
7×1.0	19/0.26	6.84	153.55	20.0
8×1.0	19/0.26	7.60	168.35	20.0
2×1.5	19/0.32	5.25	77.50	13.7
3×1.5	19/0.32	6.12	98.50	13.7
4×1.5	19/0.32	6.38	121.60	13.7
5×1.5	19/0.32	7.20	145.00	13.7
6×1.5	19/0.32	7.80	169.95	13.7
7×1.5	19/0.32	8.04	192.00	13.7
8×1.5	19/0.32	8.70	212.50	13.7
2×2.0	19/0.37	6.34	86.50	10.0
3×2.0	19/0.37	6.65	118.30	10.0
4×2.0	19/0.37	7.38	151.50	10.0
5×2.0	19/0.37	8.38	184.90	10.0
6×2.0	19/0.37	8.89	218.60	10.0
7×2.0	19/0.37	9.10	248.40	10.0
8×2.0	19/0.37	9.80	282.10	10.0
2×2.5	19/0.41	6.84	97.50	8.21
3×2.5	19/0.41	7.40	134.00	8.21
4×2.5	19/0.41	8.30	165.00	8.21
5×2.5	19/0.41	9.30	196.80	8.21
6×2.5	19/0.41	10.01	238.20	8.21
7×2.5	19/0.41	10.50	276.90	8.21
8×2.5	19/0.41	11.50	320.00	8.21
2×4.0	19/0.52	7.94	133.50	5.00
3×4.0	19/0.52	8.45	185.65	5.00



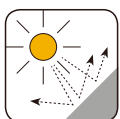
Corona Resistant



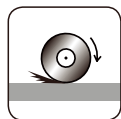
Highly Flexible



UV Resistant



Ozone Resistant



Abrasion Retardant



Cold-resistant



Resistance To Soldering Heat



Acid&Alkaline Resistant



IRM 903
Fuel Oil Resistant



IRM 902
Mineral Oil Resistant



Fire Retardant
NF C32-070-2-2(C2)
IEC60332-3-24/EN50265-2-4



Flame Retardant
NF C32-070-2-1(C1)
IEC60332-1-2/EN50265-2-1




Low Toxicity
NF X70-100/NF F63 808
TM1-04/BS 6853



Low Corrosivity
IEC60754-2/EN50267-2-2/3
NF C32-074/VDE 0472-813



Low Smoke Emission
IEC 61034-2 / EN 50268-2
NF C32-073/VDE 0472-816



Zero Halogen
IEC 60754-1/EN 50267-2-1
NF C32-074/VDE 0472-815