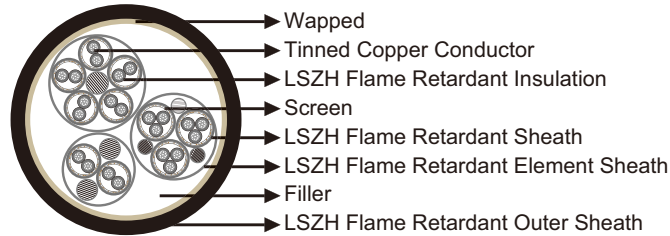


Chinese Standard Rolling Stock Cables

Low Smoke Halogen Free Flame Retardant Rolling Stock Multicore Jumper Cables WDZ-DCKT-P-125 750V 2×2×1.25+5×2×1.25+3×3×1.25



Application

- Used as power and control cable for protected installations inside and outside of rail and transport vehicles, where handling and installation cost are an important factor.
- Used in control, auxillary and main circuit wiring such as cable harnesses, switchboards and control panels, driver desks etc.

Construction

5×2×50/0.18mm² & 2×2×1.25mm² Element

Tinned copper wires with low smoke halogen free flame retardant insulation. Two insulated wires are twisted together to form a pair. Every pair is screened and sheathed. Pairs are stranded with fillers and covered with an element sheath.

3×3×1.25mm² Element

Tinned copper wires with low smoke halogen free flame retardant insulation. Three insulated wires are twisted together to form a triple. Every triple is screened and sheathed. Triples are stranded with fillers and covered with an element sheath.

Filler

Wrapped

Outer Sheath

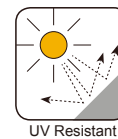
Low smoke halogen free flame retardant compound.



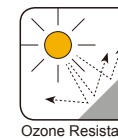
Corona Resistant



Highly Flexible



UV Resistant



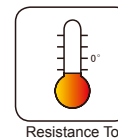
Ozone Resistant



Abrasion Retardant



Cold-resistant



Resistance To Soldering Heat



Acid & Alkaline Resistant

Electrical & Mechanical Properties

Nominal Voltage

750V

Long-term Working Temperature

125°C

Lowest Operation Temperature

-25°C

Minimum Bending Radius

6 x Overall Diameter

Fire Performance

Flame Retardant

GB/T 18380.1-2001; GB/T 18380.3-2001 C

Low Corrosivity (Acidity & Conductivity)

GB/T 17650.1-1998; GB/T 17650.2-1998

Halogen Free

GB/T 17650.1-1998; GB/T 17650.2-1998

Low Smoke

GB/T 17651.1-1998; GB/T 17651.2-1998

WDZ-DCKT-P-125

Number of conductor×Nominal Cross-Sectional Area mm ²	Conductor Construction No/mm	Nominal Insulation Thickness mm	Nominal Inner Sheath Thickness mm	Nominal Outer Sheath Thickness mm	Nominal Overall Diameter mm
2×2×1.25+5×2×1.25 +3×3×1.25	2×2×50/0.18+5×2×50/0.18 8+3×3×50/0.18	0.8	0.8/1.0	3.5	56



IRM 903
Fuel Oil Resistant



IRM 902
Mineral Oil Resistant



Fire Retardant
NF C32-070-2.2(C2)
IEC60332-3-24/EN50266-2-4



Flame Retardant
NF C32-070-2.1(C1)
IEC60332-1-2/EN50265-2-1




Low Toxicity
NF X70-100/NF F63 808
TM1-04/BS 6853



Low Corrosivity
IEC60754-2/EN50267-2-2/3
NF C32-074/VDE 0472-813



Low Smoke Emission
IEC 61034-2 / EN 50268-2
NF C32-073/VDE 0472-816



Zero Halogen
IEC 60754-1/EN 50267-2-1
NF C32-074/VDE 0472-815