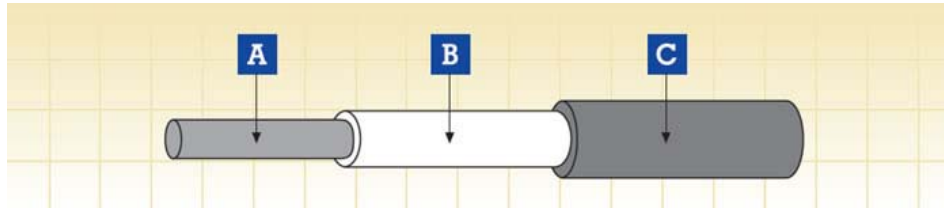




Chinese Standard Rolling Stock Cables

100°C Single Core Cables

DCEYH, DCEYHR, DCEH/3-100 250V, 750V, 1.5kV, 3kV



A. Conductor B. Insulation C. Sheath

Application

-Used as power and control cable for protected installations inside and outside of rail and transport vehicles, where handling and installation cost are an important factor.

-Used in control, auxiliary and main circuit wiring such as cable harnesses, switchboards and control panels, driver desks etc.

Construction

Conductor

Tinned annealed copper wires

Separator (if available)

Insulation

EPDM insulation

Sheath

CSM Sheath

Electrical & Mechanical Properties

Nominal Voltage

250V, 750V, 1.5kV, 3kV

Long-term Working Temperature

100°C

Lowest Installation Temperature

-25°C

Minimum Bending Radius

6 x Overall Diameter (OD≤20mm); 8 x Overall Diameter (OD≥20mm)

Fire Performance

Flame Retardant

GB/T18380.1-2001

DCEYH 250V

Nominal Cross-Sectional Area	Conductor Construction	Nominal Insulation Thickness	Maximum Overall Diameter	Weight	Maximum Conductor Resistance 20°C
mm ²	No/mm	mm	mm	kg/km	Ω/km
0.5	-	0.4	2.8	12	40.1
0.75	7/0.37	0.4	3.2	15	24.8
1.0	7/0.43	0.4	3.2	19	18.7
1.5	19/0.32	0.4	3.5	25	12.5
2.5	19/0.41	0.4	4.3	36	7.59

DCEYHR 250V

Nominal Cross-Sectional Area	Conductor Construction	Nominal Insulation Thickness	Maximum Overall Diameter	Weight	Maximum Conductor Resistance 20°C
mm ²	No/mm	mm	mm	kg/km	Ω/km
0.5	16/0.20	0.4	2.8	12	40.1
0.75	24/0.20	0.4	3.2	15	26.7
1.0	32/0.20	0.4	3.2	19	20.0
1.5	30/0.25(48/0.20)	0.4	3.5	25	13.7
2.5	49/0.25(77/0.20)	0.4	4.3	36	8.21



Chinese Standard Rolling Stock Cables

DCEYH 750V

Nominal Cross-Sectional Area	Conductor Construction	Nominal Insulation Thickness	Maximum Overall Diameter	Weight	Maximum Conductor Resistance 20°C
mm ²	No/mm	mm	mm	kg/km	Ω/km
0.75	7/0.37	0.6	4.0	21	24.8
1.0	7/0.43	0.6	4.1	24	18.7
1.5	19/0.32	0.6	4.4	31	12.5
2.5	19/0.41	0.7	5.1	45	7.59
4	19/0.52	0.7	5.7	63	4.54
6	19/0.64	0.7	6.4	86	3.00
10	49/0.52	0.8	8.6	152	1.78
16	84/0.49	0.8	10.5	243	1.20
25	133/0.49	1.0	13.0	350	0.760
35	189/0.49	1.0	14.5	471	0.535
50	259/0.49	1.2	17.0	624	0.390
70	259/0.58	1.2	19.0	830	0.271
95	259/0.68	1.4	21.5	1137	0.197
120	336/0.67	1.4	23.5	1400	0.156
150	427/0.67	1.8	27.8	1817	0.123
185	570/0.67	1.8	29.5	2186	0.101
240	732/0.64	2.2	34.0	2683	0.0787
300	912/0.64	2.2	37.0	3462	0.0632

DCEYHR 750V

Nominal Cross-Sectional Area	Conductor Construction	Nominal Insulation Thickness	Maximum Overall Diameter	Weight	Maximum Conductor Resistance 20°C
mm ²	No/mm	mm	mm	kg/km	Ω/km
0.75	24/0.20	0.6	4.0	21	26.7
1.0	32/0.20	0.6	4.1	24	20.0
1.5	30/0.25(48/0.20)	0.6	4.4	31	13.7
2.5	49/0.25(77/0.20)	0.7	5.1	45	8.21
4	56/0.30(128/0.20)	0.7	5.7	63	5.09
6	84/0.30	0.7	6.4	86	3.39
10	84/0.40	0.8	8.6	152	1.95
16	126/0.40	0.8	10.5	243	1.24
25	196/0.40	1.0	13.0	350	0.795
35	276/0.40	1.0	14.5	471	0.565
50	396/0.40	1.2	17.0	624	0.393
70	380/0.49	1.2	19.0	830	0.277
95	513/0.49	1.4	21.5	1137	0.210
120	630/0.49	1.4	23.5	1400	0.164
150	777/0.49	1.8	27.8	1817	0.132
185	976/0.49	1.8	29.5	2186	0.108
240	1281/0.49	2.2	34.0	2683	0.0817
300	1586/0.49	2.2	37.0	3462	0.0654

DCEH/3-100 750V

Nominal Cross-Sectional Area	Conductor Construction	Nominal Insulation Thickness	Maximum Overall Diameter	Weight	Maximum Conductor Resistance 20°C
mm ²	No/mm	mm	mm	kg/km	Ω/km
0.5	16/0.20(28/0.15)	0.6	4.4	17	40.1
0.75	24/0.20(42/0.15)	0.6	4.7	21	26.7
1.0	32/0.20(56/0.15)	0.6	4.9	24	20.0
1.5	30/0.25(85/0.15)	0.6	5.4	31	13.7
2.5	50/0.25(140/0.15)	0.7	5.2	45	8.21
4	56/0.30(228/0.15)	0.7	6.8	63	5.09
6	84/0.30(189/0.20)	0.7	7.8	86	3.39
10	80/0.40(324/0.20)	0.8	9.0	152	1.95
16	126/0.40(513/0.20)	0.8	10.5	243	1.24
25	196/0.40(783/0.20)	1.0	13.0	350	0.795
35	276/0.40(1107/0.20)	1.0	14.5	471	0.565



Chinese Standard Rolling Stock Cables

Nominal Cross-Sectional Area	Conductor Construction	Nominal Insulation Thickness	Maximum Overall Diameter	Weight	Maximum Conductor Resistance 20°C
mm ²	No/mm	mm	mm	kg/km	Ω/km
50	396/0.40(702/0.30)	1.2	17.0	624	0.393
70	360/0.50(999/0.30)	1.2	19.5	830	0.277
95	475/0.50(1332/0.30)	1.4	21.5	1137	0.210
120	608/0.50(1702/0.30)	1.4	23.5	1400	0.164
150	756/0.50(2109/0.30)	1.8	28.0	1817	0.132
185	925/0.50(1443/0.40)	1.8	29.5	2186	0.108
240	1221/0.50(1891/0.40)	2.2	34.0	2683	0.0817
300	1525/0.50(2379/0.40)	2.2	37.0	3462	0.0654

DCEYH 1500V

Nominal Cross-Sectional Area	Conductor Construction	Nominal Insulation Thickness	Maximum Overall Diameter	Weight	Maximum Conductor Resistance 20°C
mm ²	No/mm	mm	mm	kg/km	Ω/km
1.0	7/0.43	0.8	4.9	32	18.7
1.5	19/0.32	0.8	5.3	40	12.5
2.5	19/0.41	0.9	6.2	58	7.59
4	19/0.52	0.9	6.8	77	4.54
6	19/0.64	0.9	7.5	101	3.0
10	49/0.52	1.0	9.5	169	1.78
16	84/0.49	1.0	11.0	250	1.20
25	133/0.49	1.2	13.5	361	0.76
35	189/0.49	1.2	15.0	483	0.535
50	259/0.49	1.4	17.9	651	0.390
70	259/0.58	1.4	19.0	864	0.271
95	259/0.68	1.6	22.5	1177	0.197
120	336/0.67	1.6	24.0	1443	0.156
150	427/0.67	2.0	27.0	1840	0.123
185	570/0.67	2.0	29.0	2211	0.101
240	732/0.64	2.4	35.0	2926	0.0787
300	912/0.64	2.4	38.0	3529	0.0632

DCEYHR 1500V

Nominal Cross-Sectional Area	Conductor Construction	Nominal Insulation Thickness	Maximum Overall Diameter	Weight	Maximum Conductor Resistance 20°C
mm ²	No/mm	mm	mm	kg/km	Ω/km
1.0	32/0.20	0.8	4.9	32	20.0
1.5	30/0.25(48/0.20)	0.8	5.3	40	13.7
2.5	49/0.25(77/0.20)	0.9	6.2	58	8.21
4	56/0.30(128/0.20)	0.9	6.8	77	5.09
6	84/0.30	0.9	7.5	101	3.39
10	84/0.40	1.0	9.5	169	1.95
16	126/0.40	1.0	11.0	250	1.24
25	196/0.40	1.2	13.5	361	0.795
35	276/0.40	1.2	15.0	483	0.565
50	396/0.40	1.4	17.9	651	0.393
70	380/0.49	1.4	19.0	864	0.277
95	513/0.49	1.6	22.5	1177	0.210
120	630/0.49	1.6	24.0	1443	0.164
150	777/0.49	2.0	27.0	1840	0.132
185	976/0.49	2.0	29.0	2211	0.108
240	1281/0.49	2.4	35.0	2926	0.0817
300	1586/0.49	2.4	38.0	3529	0.0654



Chinese Standard Rolling Stock Cables

DCEH/3-100 1500V

Nominal Cross-Sectional Area	Conductor Construction	Nominal Insulation Thickness	Maximum Overall Diameter	Weight	Maximum Conductor Resistance 20°C
mm ²	No/mm	mm	mm	kg/km	Ω/km
1.0	32/0.20(56/0.15)	0.8	6.0	32	20.0
1.5	30/0.25(85/0.15)	0.8	6.6	40	13.7
2.5	50/0.25(140/0.15)	0.9	7.6	58	8.21
4	56/0.30(228/0.15)	0.9	8.2	77	5.09
6	84/0.30(189/0.20)	0.9	8.8	101	3.39
10	84/0.40(324/0.20)	1.0	9.8	169	1.95
16	126/0.40(513/0.20)	1.0	11.0	250	1.24
25	196/0.40(783/0.20)	1.2	13.5	361	0.795
35	276/0.40(1107/0.20)	1.2	15.0	483	0.565
50	396/0.40(702/0.30)	1.4	18.0	651	0.393
70	360/0.50(999/0.30)	1.4	19.5	864	0.277
95	475/0.50(1332/0.30)	1.6	22.5	1177	0.210
120	608/0.50(1702/0.30)	1.6	24.5	1443	0.164
150	756/0.50(2109/0.30)	2.0	28.0	1840	0.132
185	925/0.50(1443/0.40)	2.0	30.0	2211	0.101
240	1221/0.50(1891/0.40)	2.4	35.0	2926	0.0817
300	1525/0.50(2379/0.40)	2.4	38.0	3529	0.0654

DCEYH 3000V

Nominal Cross-Sectional Area	Conductor Construction	Nominal Insulation Thickness	Maximum Overall Diameter	Weight	Maximum Conductor Resistance 20°C
mm ²	No/mm	mm	mm	kg/km	Ω/km
2.5	19/0.41	1.4	8.0	83	7.59
4	19/0.52	1.4	8.6	104	4.54
6	19/0.64	1.4	9.2	131	3.0
10	49/0.52	1.6	11.2	205	1.78
16	84/0.49	1.6	15.5	281	1.20
25	133/0.49	1.8	15.5	410	0.76
35	189/0.49	1.8	17.0	539	0.535
50	259/0.49	2.0	20.0	733	0.390
70	259/0.58	2.0	22.0	954	0.271
95	259/0.68	2.2	24.5	1200	0.197
120	336/0.67	2.2	26.5	1556	0.156
150	427/0.67	2.6	30.0	1966	0.123
185	570/0.67	2.6	32.0	2348	0.101
240	732/0.64	3.0	37.0	3089	0.0787
300	912/0.64	3.0	40.0	3702	0.0632

DCEYHR 3000V

Nominal Cross-Sectional Area	Conductor Construction	Nominal Insulation Thickness	Maximum Overall Diameter	Weight	Maximum Conductor Resistance 20°C
mm ²	No/mm	mm	mm	kg/km	Ω/km
2.5	49/0.25(77/0.20)	1.4	8.0	83	8.21
4	56/0.30(128/0.20)	1.4	8.6	104	5.09
6	84/0.30	1.4	9.2	131	3.39
10	84/0.40	1.6	11.2	205	1.95
16	126/0.40	1.6	15.5	281	1.24
25	196/0.40	1.8	15.5	410	0.795
35	276/0.40	1.8	17.0	539	0.565
50	396/0.40	2.0	20.0	733	0.393
70	380/0.49	2.0	22.0	954	0.277
95	513/0.49	2.2	24.5	1200	0.210
120	630/0.49	2.2	26.5	1556	0.164
150	777/0.49	2.6	30.0	1966	0.132
185	976/0.49	2.6	32.0	2348	0.108
240	1281/0.49	3.0	37.0	3089	0.0817
300	1586/0.49	3.0	40.0	3702	0.0654



Chinese Standard Rolling Stock Cables

DCEH/3-100 3000V

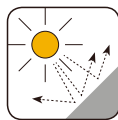
Nominal Cross-Sectional Area	Conductor Construction	Nominal Insulation Thickness	Maximum Overall Diameter	Weight	Maximum Conductor Resistance 20°C
mm ²	No/mm	mm	mm	kg/km	Ω/km
2.5	50/0.25(140/0.15)	1.4	8.6	83	8.21
4	56/0.30(228/0.15)	1.4	9.2	104	5.09
6	84/0.30(189/0.20)	1.4	10.0	131	3.39
10	80/0.40(324/0.20)	1.6	12.5	205	1.95
16	126/0.40(513/0.20)	1.6	15.5	281	1.24
25	196/0.40(783/0.20)	1.8	15.5	410	0.795
35	276/0.40(1107/0.20)	1.8	17.0	539	0.565
50	396/0.40(702/0.30)	2.0	20.0	733	0.393
70	360/0.50(999/0.30)	2.0	22.0	954	0.277
95	475/0.50(1332/0.30)	2.2	24.5	1200	0.210
120	608/0.50(1702/0.30)	2.2	26.5	1556	0.164
150	756/0.50(2109/0.30)	2.6	30.0	1966	0.132
185	925/0.50(1443/0.40)	2.6	32.0	2348	0.108
240	1221/0.50(1891/0.40)	3.0	37.0	3089	0.0817
300	1525/0.50(2379/0.40)	3.0	40.0	3702	0.0654



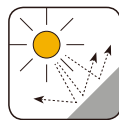
Impact Resistant



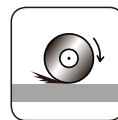
Highly Flexible



UV Resistant



Ozone Resistant



Abrasion Retardant



IRM 903
Fuel Oil Resistant



IRM 902
Mineral Oil Resistant




Fire Retardant
NF C32-070-2.2(C2)
IEC60332-3-24/EN50266-2-4



Flame Retardant
NF C32-070-2.1(C1)
IEC60332-1-2/EN50265-2-1



Cold-resistant



Resistance To
Soldering Heat



Acid&Alkaline
Resistant