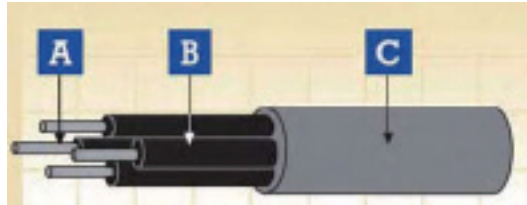


FIREROL Thin Wall Multicore Cables with Exposed Standard Wall Sheath 300/500 V EN 50306-4 (FRL-TW-05M-ESW)



A. Conductor B. Insulation C. Sheath

Application

- Used as signal and control cable for protected installations inside and outside of rail and transport vehicles, where space and weight are an important factor.
- Used in cable harnesses, switchboards and control panels, driver desks etc.

Construction

Conductor

Tinned annealed copper wires as defined in EN 50306-2

Insulation

LSZH special compound

Outer Sheath

LSZH special compound (S2. EM101-EM104)

Electrical & Mechanical Properties

Nominal Voltage	300/500 V
Max. Conductor Temperature	90 °C/105 °C (fixed installation)
Min. Permissible Ambient Temperature	-25 °C/-40 °C (fixed installation)
Bending Radius	3 x Overall Diameter (D<12mm); 4 x Overall Diameter (D>12mm)

Chemical & Environmental Properties

EN 60684-2	No fluorine
EN 50305; EN 60811-2-1	Resistance to mineral oil & fuel oil, acid & alkali
EN 50305	Resistance to ozone

Fire Performance for Rolling Stock Application

EN 50306-2	Hazard levels HL1, HL2/HL3, HL4
DIN 5510-2	Protection level 1/2/3/4
BS 6853	Interior use 1a, 1b, II; Exterior use 1a, 1b, II
NF F 16-101	F0

Fire Performance in General

EN 50265-2-1; IEC 60332-1-2; NF C 32-070 2.1 (C2)	Vertical flame propagation for a single insulated wire or cable
EN 50266-2-4 + EN 50305; IEC 60332-3-24; NF C 32-070 2.2 (C1); VDE 0472 Teil 804	Vertical flame spread of vertically mounted bunched wires or cables
EN 50268-2; IEC 61034-2; NF C 32-073 ; NF C 20-902; NF F 16 101; VDE 0472 Teil 816	Low Smoke Emission
EN 50267-2-1; IEC 60754-1; NF C 32-074; NF C 20-454; VDE 0472 Teil 815	Halogen Free
EN 50267-2-2/3; IEC 60754-2; NF C 32-074; NF C 20-453; VDE 0472 Teil 813	Low Corrosivity (Acidity & Conductivity)
EN 50305; NF X 70-100; NF F 63 808; TM1-04; BS6853 NF F 63 808; BS6853; NF F 16 101	Low Toxicity Smoke Index

EN 50306 Rolling Stock Cables

FRL-TW-05M-ESW 300/500 V

Number of Cores and Nominal Cross Section	Min. Thickness of Sheath at any Point	Overall Diameter		Weight
		Min.	Max.	
n x mm ²	mm	mm	mm	kg/km
4 x 0.5	1.0	5.5	6.5	50
7 x 0.5	1.0	6.3	7.3	70
13 x 0.5	1.0	8.3	9.3	120
19 x 0.5	1.0	9.0	10.2	150
37 x 0.5	1.0	12.3	13.5	290
4 x 0.75	1.0	6.0	7.0	60
7 x 0.75	1.0	6.9	7.9	90
13 x 0.75	1.0	9.1	10.3	150
19 x 0.75	1.0	10.0	11.2	200
37 x 0.75	1.0	13.2	14.4	360
48 x 0.75	1.0	14.8	16.4	460
4 x 1.0	1.0	6.3	7.3	70
7 x 1.0	1.0	7.3	8.3	110
13 x 1.0	1.0	9.7	10.9	180
19 x 1.0	1.0	10.7	11.9	250
37 x 1.0	1.0	14.0	15.6	450
4 x 1.5	1.0	7.4	8.4	100
7 x 1.5	1.0	8.6	9.8	150
13 x 1.5	1.0	11.7	12.9	270
19 x 1.5	1.0	13.0	14.2	370
37 x 1.5	1.0	17.2	18.8	690
2 x 2.5	1.0	7.7	8.7	90
3 x 2.5	1.0	8.1	9.1	120
4 x 2.5	1.0	8.8	10.0	150

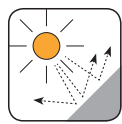
EN 50306 Rolling Stock Cables



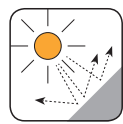
Corona Resistant



Highly Flexible




UV Resistant




Ozone Resistant



Abrasion Retardant



Cold Resistant



Resistance To Soldering Heat



Acid & Alkaline Resistant



IRM 903 Fuel Oil Resistant



IRM 902 Mineral Oil Resistant



Fire Retardant
NF C32-070-2.2(C1)
IEC60332-3-24/EN50266-2-4



Flame Retardant
NF C32-070-2.1(C2)
IEC60332-1-2/EN50265-2-1



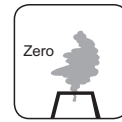
Low Toxicity
EN 50305; NF X70-100/NF
F63 808/TM1-04/BS 6853



Low Corrosivity
IEC60754-2/EN50267-2-2/3
NF C32-074/NF C20-453



Low Smoke Emission
IEC 61034-2 / EN 50268-2
NF C32-073/NF C 20-902



Zero Halogen
IEC 60754-1/EN 50267-2-1
NF C20-454