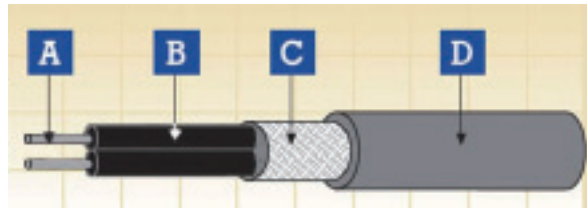


FIREROL Thin Wall Multicore Screened Cables With Standard Wall Sheath 250 V NF F 63-808 (FRF-TW-025M-OS)



A. Conductor B. Insulation C. Screen D. Sheath

Application

These cables are used as signal and control cable for protected installations inside and outside of rail and transport vehicles, where space and weight are an important factor, suitable for use in cable harnesses, switchboards and control panels, driver desks etc.

Construction

Conductor

Stranded tinned copper wires

Insulation

Radiation crosslinkable LSZH compound

Screen

Tinned copper braid

Sheath

Radiation crosslinkable LSZH compound

Electrical & Mechanical Properties

Nominal Voltage

250 V

Max. Conductor Temperature

105 °C/125 °C

Temperature Range

-40 °C~+105 °C

Bending Radius

5 × Overall Diameter

Standards

NF F 63-808

NF F 16-101

BS 6853

DIN 5510

Fire Performance in General

EN 50265-2-1; IEC 60332-1-2; NF C 32-070 2.1 (C2)

Vertical flame propagation for a single insulated wire or cable
Vertical flame spread of vertically mounted bunched wires or cables

EN 50266-2-4 + EN 50305; IEC 60332-3-24;

NF C 32-070 2.2 (C1); VDE 0472 Teil 804

EN 50268-2; IEC 61034-2; NF C 32-073 ;

NF C 20-902; NF F 16 101; VDE 0472 Teil 816

EN 50267-2-1; IEC 60754-1; NF C 32-074;

NF C 20-454; VDE 0472 Teil 815

EN 50267-2-2/3; IEC 60754-2; NF C 32-074;

NF C 20-453; VDE 0472 Teil 813

EN 50305; NF X 70-100; NF F 63 808; TM1-04; BS6853

NF F 63 808; BS6853; NF F 16 101

Low Smoke Emission

Halogen Free

Low Corrosivity (Acidity & Conductivity)

Low Toxicity

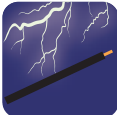

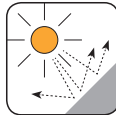
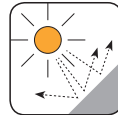
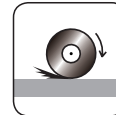
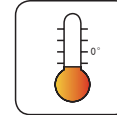
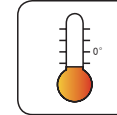








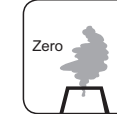
Smoke Index

NF F 63-808 Rolling Stock Cables

FRF-TW-025M-OS 250 V

Number of Cores	Nominal Cross-Sectional Area	Number & Nominal Diameter of Strands	Overall Diameter		Weight
			Min.	Max.	
-	mm ²	No/mm	mm	mm	kg/km
2	0.38	19/0.16	3.20	4.00	20.0
2	0.60	19/0.20	3.70	4.50	32.0
2	0.93	19/0.25	4.25	5.05	39.5
2	1.34	19/0.30	4.80	5.60	54.0
2	1.82	37/0.25	5.55	6.35	66.0
2	2.61	37/0.30	6.35	7.15	87.0
2	4.32	61/0.30	7.50	8.30	128.0
3	0.38	19/0.16	3.55	4.35	30.0
3	0.60	19/0.20	4.00	4.80	39.0
3	0.93	19/0.25	4.50	5.30	55.0
3	1.34	19/0.30	5.10	5.90	66.0
3	1.82	37/0.25	4.80	6.60	84.0
3	2.61	37/0.30	6.80	7.60	117.0
3	4.32	61/0.30	8.10	8.90	182.0
4	0.38	19/0.16	4.05	4.85	39.0
4	0.60	19/0.20	4.50	5.30	51.0
4	0.93	19/0.25	5.00	5.80	70.0
4	1.34	19/0.30	5.70	6.50	89.0
4	1.82	37/0.25	6.45	7.25	109.0
4	2.61	37/0.30	7.65	8.45	157.0
4	4.32	61/0.30	9.05	9.85	237.0



 Corona Resistant	 Highly Flexible	 UV Resistant	 Ozone Resistant	 Abrasion Retardant	 Cold Resistant	 Resistance To Soldering Heat	 Acid & Alkaline Resistant
 IRM 903 Fuel Oil Resistant	 IRM 902 Mineral Oil Resistant	 Fire Retardant NF C32-070-2.2(C1) IEC60332-3-24/EN50266-2-4	 Flame Retardant NF C32-070-2.1(C2) IEC60332-1-2/EN50265-2-1	 Low Toxicity EN 50305; NF X70-100/NF F63 808/TM1-04/BS 6853	 Low Corrosivity IEC60754-2/EN50267-2-2/3 NF C32-074/NF C20-453	 Low Smoke Emission IEC 61034-2 / EN 50268-2 NF C32-073/NF C 20-902	 Zero Halogen IEC 60754-1/EN 50267-2-1 NF C20-454